

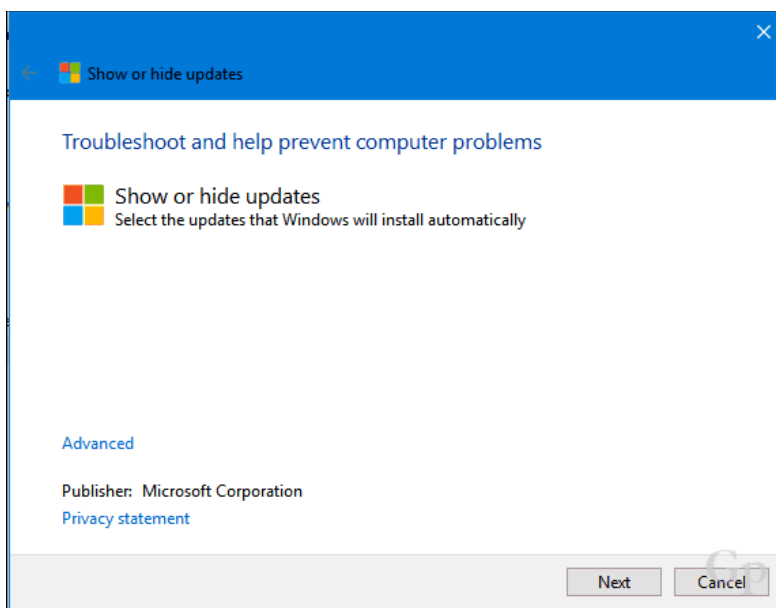
## Important Product Information - 44875

Your **HP 900 G1 Tablet** has been updated to **Windows 10 Pro** for your convenience. HP made this tablet before they released Windows 10. One of the updates they then released on later is not compatible with the processor in some models. So we recommend you disable the Windows 10 Future Features option to ensure long service and compatibility. This will NOT prevent security updates and patches, just the large performance hungry Creator Pack and similar!

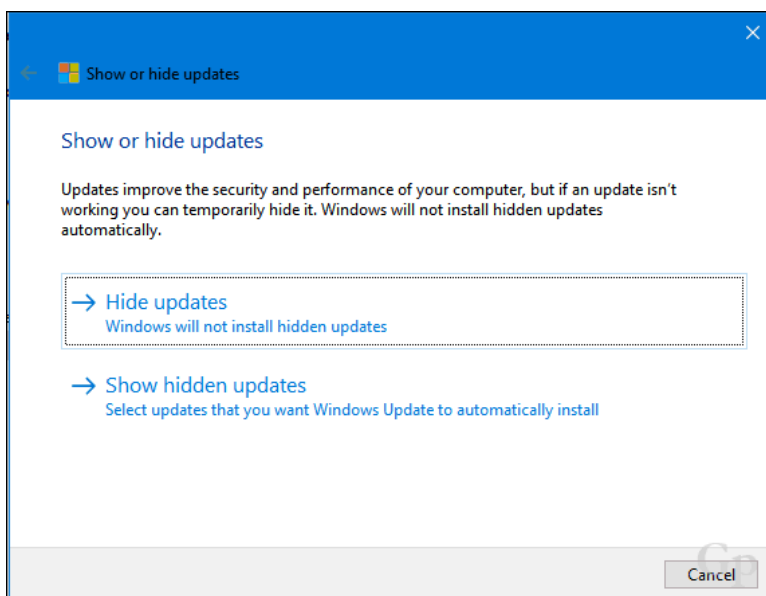
If you would prefer an emailed copy with clickable links, just give us a call on the number on the delivery note and we can send a copy to you right away!

Microsoft's [Show or Hide Updates](#) tool can be a first line option. This small wizard lets you choose to hide the Feature Update in Windows Update. After [downloading](#), launch it, click Next, wait while it detects pending Windows Updates.

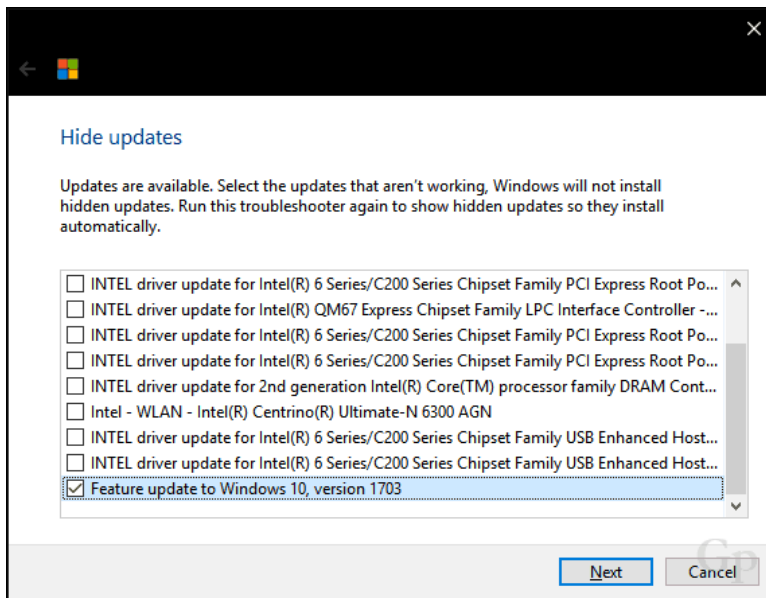
**Manual Link Address:** <https://support.microsoft.com/en-us/help/3183922>



Select '**Next**'



Select '**Hide updates**'



Scroll through the list then select the **Feature Update**. In this case, We are hiding Windows 10 Creators Update, version **1703**\*. Check the box next to the update then click Next to confirm changes.

\*depending on the current release version of Windows 10 you may see 1703, 1709 or 1803!

**WARNING** - If you do not disable & hide this update, you may find Windows tried to auto update the Creator pack, after which the upgrade will fail and you may then have to perform a windows recovery to roll back to the original install and then follow the steps above to prevent it from automatically re-installing the same pack!